

Ordering of the lamellar phase under a shear flow

F. Corberi,¹ G. Gonnella,² and A. Lamura^{2,3}¹*Istituto Nazionale per la Fisica della Materia, Unità di Salerno and Dipartimento di Fisica, Università di Salerno, 84081 Baronissi (Salerno), Italy*²*Istituto Nazionale per la Fisica della Materia and Dipartimento di Fisica, Università di Bari and Istituto Nazionale di Fisica Nucleare, Sezione di Bari, via Amendola 173, 70126 Bari, Italy*³*Istituto Applicazioni Calcolo, CNR, Sezione di Bari, via Amendola 122/I-70126 Bari, Italy*

(Received 1 December 2001; published 22 July 2002)

The dynamics of a system quenched into a state with lamellar order and subject to an uniform shear flow is solved in the large- N limit. The description is based on the Brazovskii free energy and the evolution follows a convection-diffusion equation. Lamellas order preferentially with the normal along the vorticity direction. Typical lengths grow as $\gamma t^{5/4}$ (with logarithmic corrections) in the flow direction and logarithmically in the shear direction. Dynamical scaling holds in the two-dimensional case while it is violated in $D=3$.

DOI: 10.1103/PhysRevE.66.016114

PACS number(s): 82.40.Ck, 64.75.+g, 05.70.Ln, 47.20.Hw

Many systems in nature exhibit lamellar order. One example is a diblock copolymer melt where chains of type A and B covalently bonded end to end in pairs segregate at low temperatures with A - B junctions forming a stack of lamellae [1]. In ternary mixtures a lamellar phase is stable with ordered sheets of surfactant separating (say) oil and water domains [2]. Lamellar order is also observed in Raleigh-Bénard cells, where convective rolls form above the convective threshold [3]. Further examples include smectic liquid crystals [4], dipolar fluids with long-range interactions [5], and chemically reactive binary mixtures [6]. A theoretical model for the general description of the lamellar-disordered phase transition was proposed by Brazovskii [7] who showed the first-order character of the transition induced by fluctuations.

Lamellar phases under an applied shear flow show a very rich behavior that is relevant for many applications [8]. A variety of transitions in morphology and orientation occur as shear rate and temperature are changed. Stable configurations of lamellas lying along the flow with the normals differently oriented have been observed [9,10] and analyzed evaluating the effects of the flow on the fluctuation spectra [11–14].

Nonstationary properties are far less considered [15–18]. In this paper we study the effects of a simple planar shear flow on the ordering of the lamellar phase in a system quenched from an initially high temperature disordered state. We present the first analytical results on the kinetics of this system by solving the Brazovskii model in the limit of an infinite number of components of the order parameter. This is one of the few methods allowing an explicit solution for phase ordering systems [19]. A similar approach for fluids under shear flow has been used in Refs. [20–27].

The behavior of quenched binary mixtures without imposed flows is characterized by dynamical scaling: The structure factor obeys $C(\vec{k}, t) = R(t)^D f[kR(t)]$, where $R(t) \sim t^\alpha$ is the typical domain size and D is the space dimensionality [28,19]. In the case of a fluid with lamellar order, if the order parameter is not conserved as in the Swift-Hohenberg model for Raleigh-Bénard convection [29], regimes exhibiting dynamical scaling have been found [30]. In models with conserved order parameter, when diffusion is the only segregating physical mechanism, simulations show the entanglement

of the fluid into frozen intertwined structures [31,32]. In this case the effects of hydrodynamical modes are crucial for reaching order on large scales [33].

When shear is applied, our results show that lamellas grow preferentially with the perpendicular orientation [12], namely, along the plane formed by the flow and the shear (velocity gradient) directions. Their typical size, obtained from the second momentum of the structure factor, grows as $\gamma t^{5/4} \sqrt{\ln t}$ in the flow direction and as $\sqrt{\ln t}$ in the shear direction. Surprisingly, we find that the dynamical scaling is obeyed in two dimensions but not in $D=3$. Our results concern the cases of conserved and not conserved order parameter, and apply to most of the systems mentioned above.

We consider the Brazovskii free energy,

$$\mathcal{F}\{\phi\} = \int d\vec{r} \left\{ \frac{r}{2} \phi^2 + \frac{u}{4} \phi^4 - \frac{b}{2} \left| \nabla \phi \right|^2 + \frac{1}{2} (\nabla^2 \phi)^2 \right\}, \quad (1)$$

where $\phi(\vec{r}, t)$ is the order parameter field and $u > 0$. With a negative value of r and $b < 0$ the system orders in one of the two minima of the local potential. However, when $b > 0$ interfaces are favored and a modulated state with wave vector $k_M = \sqrt{b/2}$ is stable [7].

When a flow is imposed, the kinetics can be described by the convection-diffusion equation [34]

$$\frac{\partial \phi}{\partial t} + \vec{\nabla} \cdot (\phi \vec{v}) = -\Gamma_p \frac{\delta \mathcal{F}}{\delta \phi}, \quad p=0,2, \quad (2)$$

where

$$\Gamma_0 = \Gamma, \quad \Gamma_2 = -\Gamma \nabla^2 \quad (3)$$

and Γ is a mobility coefficient. $p=0$ describes systems with nonconserved order parameter (NCOP) and corresponds to the Swift-Hohenberg equation [29]; the case $p=2$ is for conserved order parameter (COP) and applies, for example, to copolymer melts. For uniform shear flow in the x direction, $v_x = \gamma y$, γ being the shear rate. Equation (2) neglects thermal fluctuations and possible effects due to differences in viscosities between the two components [12]. The complete

description should take into account the coupling of Eq. (2) with the Navier-Stokes equation. However, the study of Eq. (2) is a prerequisite for any more general theory and usually applies to intermediate temporal regimes, as recognized for phase separation of simple binary mixtures [19].

Equation (2) can be studied analytically generalizing the field ϕ to a vector order parameter with N components and taking the large- N limit [35]. One obtains the following equation in Fourier space for the structure factor $C(\vec{k}, t) = \langle \phi(\vec{k}, t) \phi(-\vec{k}, t) \rangle$,

$$\begin{aligned} & \frac{\partial C(\vec{k}, t)}{\partial t} - \gamma k_x \frac{\partial C(\vec{k}, t)}{\partial k_y} \\ &= -2\Gamma k^p [r + uS(t) - bk^2 + k^4] C(\vec{k}, t), \end{aligned} \quad (4)$$

where we have dropped the component indices due to inter-nal symmetry. $S(t)$ has to be computed self-consistently through

$$S(t) = \int_{|\vec{k}| < \Lambda} \frac{d\vec{k}}{(2\pi)^D} C(\vec{k}, t), \quad (5)$$

Λ being an ultraviolet cutoff. For a symmetric mixture quenched from a high temperature homogeneous phase an appropriate initial condition is $C(\vec{k}, 0) = \Delta$, where Δ is a constant. Equation (4) can be integrated yielding

$$\begin{aligned} C(\vec{k}, t) = \Delta \exp \left\{ -2\Gamma \int_0^t d\tau \tilde{\mathcal{K}}^p(\tau) [\mathcal{K}^4(\tau) - b\mathcal{K}^2(\tau) \right. \\ \left. + r + uS(t - \tau)] \right\}, \end{aligned} \quad (6)$$

where $\tilde{\mathcal{K}}(\tau) \equiv \vec{k} + \gamma\tau k_x \vec{e}_y$. Defining

$$Q(t) \equiv \int_0^t d\tau [r + uS(t - \tau)] \quad (7)$$

the analysis can be carried out asymptotically through the ansatz

$$Q(t) = k_M^4 t - \frac{1}{2\Gamma k_M^p} (2 \ln t - \ln \ln t + \ln v_p), \quad (8)$$

where v_p is a constant to be determined. Equation (8) will be justified *a posteriori* by proving the solution of the self-consistency problem. Specifically, the large time value S_∞ calculated through Eq. (5), inserted into Eq. (7), must satisfy Eq. (8) asymptotically, namely,

$$S_\infty = (k_M^4 - r)/u. \quad (9)$$

We now briefly illustrate this for COP in $D=3$ [36] setting $\Gamma = 1 = u = b = -r$.

The symmetry of the problem suggests the use of the cylindrical set of variables (k_x, k_\perp, θ) , where $k_y = k_\perp \cos \theta$ and $k_z = k_\perp \sin \theta$. Naive power counting applied to Eq. (6)

indicates that wave vectors in the flow direction scale asymptotically as $k_x \sim t^{-3/2}$ while in the perpendicular directions $k_\perp - k_M \sim t^{-1/2}$. Then, introducing the new variables $X = k_x L_\parallel(t)$, $Q = (k_\perp - k_M) L_\perp(t)$, with $L_\parallel(t) = 2\sqrt{2/3} k_M^2 \gamma t^{3/2}$ and $L_\perp(t) = 2\sqrt{2} t k_M$, and taking into account Eq. (8), Eq. (6) reads

$$C(\vec{k}, t) = v_2 \Delta \frac{t^2}{\ln t} e^{-[f(X, Q, \theta) + g(X, Q, \theta, t)]} \quad (10)$$

with

$$f = Q^2 + \sqrt{3} Q X \cos \theta + X^2 \cos^2 \theta \quad (11)$$

and $g(X, Q, \theta, t) = \sum_{j=1}^{16} t^{-j/2} g_j$, where g_j are polynomials in $X, Q, \theta, \ln t$. For long times g can be shown to provide a relevant contribution $g_2 \approx \frac{9}{160} (X^4/k_M^6) - (3/4k_M^6) X^2 \ln t$ only in the region $Q \sim 0$, $\cos \theta \sim 0$. Then the integration over Q and θ can be performed yielding

$$S(t) \approx \frac{\sqrt{3} \Delta}{32 k_M^3 \pi^{3/2}} \frac{v_2}{\gamma \ln t} \int_{-\infty}^{\infty} dX e^{-X^2/8 - g_2/t} I_0(X^2/8), \quad (12)$$

where $I_0(z)$ is a Bessel function. The integral of Eq. (12), evaluated by the asymptotic expansion of $I_0(z)$ at large z , behaves as $\ln t / \sqrt{\pi}$. Hence at large times $S(t)$ approaches the constant $S_\infty = \sqrt{3} v_2 \Delta / 32 \pi^2 k_M^3 \gamma$. A comparison with Eq. (9) fixes $v_2 = 32 \pi^2 k_M^3 \gamma (k_M^4 + 1) / \sqrt{3} \Delta$ and verifies the ansatz.

Due to the presence of g , the function $C(\vec{k}, t)$ of Eq. (10) cannot be cast in a scaling form. However, different scaling behaviors are obeyed in the regions where the functions f or g can be respectively neglected. In particular, for $Q \sim 0$, $\cos \theta \sim 0$, where g dominates, $C(\vec{k}, t)$ scales in the x direction with respect to the length $l_\parallel(t) = (2/5)^{1/4} \sqrt{k_M} \gamma t^{5/4}$ different from $L_\parallel(t)$. In $D=2$, on the other hand, where the contribution of the function g is always negligible, one finds the scaling form $C(\vec{k}, t) = v_2 \Delta t^2 e^{-[f(X, Q, 0)]}$.

Ordering properties are usually inferred from the momenta of the structure factor. We define $R_x = [\int d\vec{k} C(\vec{k}, t) / \int d\vec{k} k_x^2 C(\vec{k}, t)]^{1/2}$ and similarly for the shear and vorticity directions. In the absence of dynamical scaling definitions of R_x based on different momenta of $C(\vec{k}, t)$ may lead to different results. However, in this case it can be proven that changing the order of the momentum does not change the growth exponent but only the logarithmic correction. From Eq. (10) we find $R_x \sim \gamma t^{5/4} \sqrt{\ln t}$, $R_y \sim \sqrt{\ln t}$, and $R_z \sim k_M^{-1}$. The behavior of R_x shows the relevance of the scaling with respect to $l_\parallel(t)$ for the ordering of the system. The growth of R_y indicates that lamellas order preferentially in the plane x - y . In $D=2$ we find $R_x \sim \gamma t^{3/2}$ and $R_y \sim k_M^{-1}$. The same results are obtained with nonconserved order parameter. The behavior of R_x, R_y, R_z resulting from the numerical integration of Eq. (4) with an adaptive grid algorithm is shown in Fig. 1. After the initial isotropic evolution, the

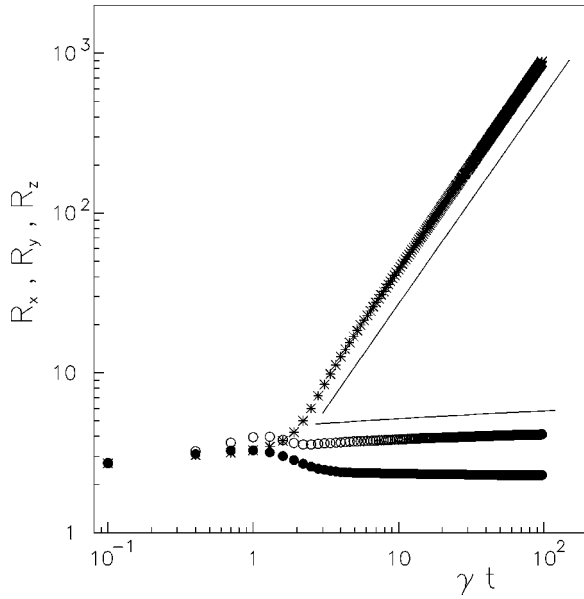


FIG. 1. The typical lengths as a function of the shear strain in the x (*), y (\circ), and z (\bullet) directions. The lines are proportional to $\gamma t^{5/4}(\ln t)^{1/2}$ and $(\ln t)^{1/2}$.

shear-induced anisotropy becomes evident for values of the strain γt larger than 1 and agreement with the analytical behavior is observed.

It is also useful to illustrate the behavior of the structure factor (10) shown in Fig. 2. The maxima of $C(\vec{k}, t)$ are located at $k_x^2 = 5(1/k_M^4 \gamma^2)(\ln t/t^3)$, $k_y = 0$, $k_z^2 = k_M^2$ for COP and at

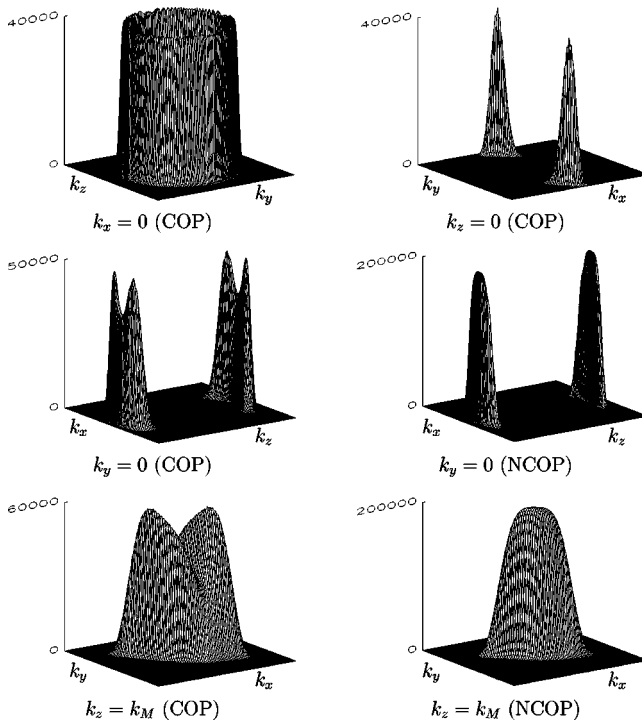


FIG. 2. The structure factor is shown for the COP case on the planes $k_x = 0$, $k_y = 0$, $k_z = 0$, $k_z = k_M$ and for the NCOP case on the planes $k_y = 0$, $k_z = k_M$.

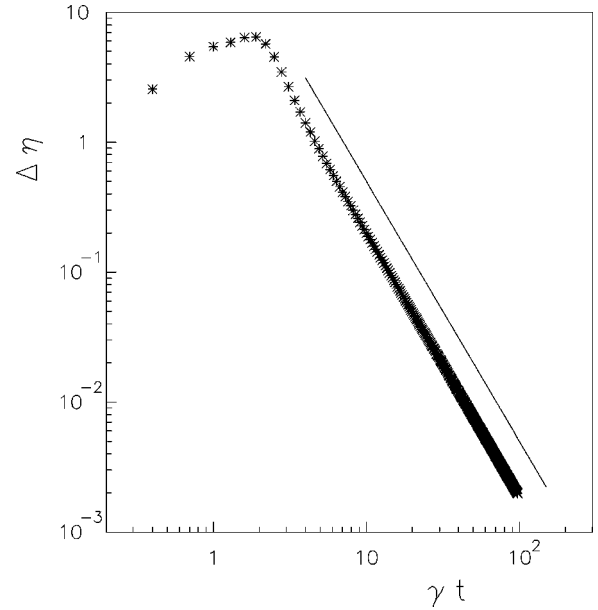


FIG. 3. The excess viscosity as a function of the shear strain. The straight line has slope -2 .

$k_x = 0, k_y^2 + k_z^2 = k_M^2$ for NCOP. The shape of $C(\vec{k}, t)$ on the planes $k_x = 0$ and $k_z = 0$ is qualitatively similar for COP and NCOP. At $k_x = 0$, in particular, the wave vectors are not affected by the flow and the structure factor has a circular structure with radius k_M . At $k_y = 0$ or $k_z = k_M$ the behavior of $C(\vec{k}, t)$ depends on the conservation law. The maxima of $C(\vec{k}, t)$ developed with NCOP are splitted with COP into a pair of symmetric, narrowing peaks. This pattern is typical of the case with conserved dynamics and has been observed in other segregating systems under shear flow [37].

Finally we turn to the study of the rheological properties. In phase separation of binary mixtures the flow acts against the surface tension inducing stretching of domains followed by breakup processes and burst of small bubbles [38,39]. An excess viscosity $\Delta \eta$ is measured [40]: it reaches a maximum generally for $\gamma t \geq 1$ and later decays. In our case we measure the evolution of the shear stress σ_{xy} deducible in a general way from Eq. (1) in terms of the structure factor; it is given by $\sigma_{xy}(t) = \int (d\vec{k}/(2\pi)^D) k_x k_y (2k^2 - b) C(\vec{k}, t)$ [24]. An excess viscosity can be introduced as $\Delta \eta(t) = -\sigma_{xy}(t)/\gamma$ [41]. Using Eq. (10) we find $\Delta \eta \sim \gamma^{-1} t^{-2}$. The numerical results of Fig. 3 show that, after reaching a maximum, the decay of $\Delta \eta$ agrees with the analytical behavior. The other rheological indicators can be shown to behave similarly.

In conclusion, we have studied the ordering kinetics of a lamellar phase in shear flow by solving the dynamics of the convective-diffusion equation in the large- N limit. Regarding the debated question of the stable orientation, our results are in agreement with the expectation of the stability of the perpendicular phase at high shear rates [12]. In $D = 3$ a logarithmic growth law is found along the shear direction while $R_x \sim \gamma t^{5/4} \sqrt{\ln t}$. Interestingly, the same exponent $5/4$ is found for simple binary fluids [26,27]. Our results show that the scaling depends on dimensionality and is violated in $D = 3$. This is at variance with the case without shear where the same

approach gives a scaling form independently of D [42]. Violation of scaling is quite uncommon [43,19]. In this context this phenomenon may be related to the existence of two lengths L_{\parallel} , l_{\parallel} growing with different exponents.

A natural question is the relevance of the behavior of the large- N model to the physical case with $N=1$. As without flow, symmetry arguments suggest an analogy between the coarsening behavior of lamellar phases and that of vectorial models and one would argue that the large- N results give reliable indications also for the physical case [44]; in particular, the large- N exponent is the one expected asymptotically

[30]. Simulations of the scalar case with shear could elucidate this point; however, strong finite size effects make the evaluation of the growth exponent difficult (see Ref. [39] and references therein). We also mention that it will be important to study how the presence of hydrodynamics affects the picture provided in this paper.

We thank Mario Pellicoro and Marco Zannetti for useful discussions. F.C. and G.G. acknowledge M. Cirillo and R. Del Sole for hospitality at Rome University and support by the PRA-HOP 1999 INFM and MURST (PRIN 1999).

-
- [1] S.F. Bates, *Science* **251**, 898 (1991).
 [2] G. Gompper and M. Schick, *Phase Transitions and Critical Phenomena*, edited by C. Domb and J. L. Lebowitz (Academic Press, New York, 1994), Vol. 16.
 [3] M.C. Cross and P.C. Hohenberg, *Rev. Mod. Phys.* **65**, 851 (1993).
 [4] See, for example, P. de Gennes, *The Physics of Liquid Crystals* (Clarendon, Oxford, 1974).
 [5] C. Roland and R.C. Desai, *Phys. Rev. B* **42**, 6658 (1990); C. Sagui and R. Desai, *Phys. Rev. Lett.* **71**, 3995 (1993).
 [6] S.C. Glotzer, E.A. Di Marzio, and M. Muthukumar, *Polym. Mater. Sci. Eng.* **71**, 645 (1994); S.C. Glotzer, D. Stauffer, and N. Jan, *Phys. Rev. Lett.* **72**, 4109 (1994).
 [7] S.A. Brazovskii, *Zh. Eksp. Teor. Fiz.* **68**, 175 (1975) [*Sov. Phys. JETP* **41**, 85 (1975)].
 [8] See, e.g., R.G. Larson, *The Structure and Rheology of Complex Fluids* (Oxford University Press, New York, 1999).
 [9] K.A. Koppi, M. Tirrell, F.S. Bates, K. Almdal, and R.H. Colby, *J. Phys. (France)* **2**, 1941 (1992).
 [10] K.I. Winey, S.S. Patel, R.G. Larson, and H. Watanabe, *Macromolecules* **26**, 2542 (1993).
 [11] M.E. Cates and S.T. Milner, *Phys. Rev. Lett.* **62**, 1856 (1989).
 [12] G. Fredrickson, *J. Rheol.* **38**, 1045 (1994).
 [13] M. Goulian and S.T. Milner, *Phys. Rev. Lett.* **74**, 1775 (1995).
 [14] A.N. Morozov, A.V. Zvelindovsky, and J.G.E.M. Frajje, *Phys. Rev. E* **64**, 051803 (2001).
 [15] H. Kodama and M. Doi, *Macromolecules* **29**, 2652 (1996).
 [16] M. Bahiana, *Physica A* **257**, 307 (1998).
 [17] F. Drolet, P. Chen, and J. Viñals, *Macromolecules* **32**, 8603 (1999).
 [18] N.A. Gross, M. Ignatiev, and B. Chakraborty, *Phys. Rev. E* **62**, 6116 (2000).
 [19] See, e.g., A.J. Bray, *Adv. Phys.* **43**, 357 (1994).
 [20] A. Onuki and K. Kawasaki, *Ann. Phys. (N.Y.)* **121**, 456 (1979).
 [21] G.H. Fredrickson, *J. Chem. Phys.* **85**, 5306 (1986).
 [22] G.H. Fredrickson and R.G. Larson, *J. Chem. Phys.* **86**, 1553 (1987).
 [23] A. Onuki, *J. Chem. Phys.* **87**, 3692 (1987).
 [24] G. Pätzold and K. Dawson, *Phys. Rev. E* **54**, 1669 (1996); G. Pätzold and K. Dawson, *J. Chem. Phys.* **104**, 5932 (1996).
 [25] C. Huang and M. Muthukumar, *J. Chem. Phys.* **107**, 5561 (1997).
 [26] N.P. Rapapa and A.J. Bray, *Phys. Rev. Lett.* **83**, 3856 (1999).
 [27] F. Corberi, G. Gonnella, and A. Lamura, *Phys. Rev. Lett.* **81**, 3852 (1998).
 [28] J. Gunton, M. San Miguel, and P. Sahni, in *Kinetics of First Order Phase Transitions*, Vol. 8 of *Phase Transitions and Critical Phenomena*, edited by C. Domb and J. Lebowitz (Academic, London, 1983).
 [29] J. Swift and P.C. Hohenberg, *Phys. Rev. A* **15**, 319 (1977).
 [30] K.R. Elder, J. Viñals, and M. Grant, *Phys. Rev. Lett.* **68**, 3024 (1992); see also D. Boyer and J. Viñals, e-print cond-mat/0105543, and references therein.
 [31] M. Laradji, H. Guo, M. Grant, and M. Zuckermann, *J. Phys. A* **24**, L629 (1991); *J. Phys.: Condens. Matter* **4**, 6715 (1992).
 [32] M. Bahiana and Y. Oono, *Phys. Rev. A* **41**, 6763 (1990).
 [33] G. Gonnella, E. Orlandini, and J. Yeomans, *Phys. Rev. Lett.* **78**, 1695 (1997).
 [34] See, e.g., A. Onuki, *J. Phys.: Condens. Matter* **9**, 6119 (1997).
 [35] G.F. Mazenko and M. Zannetti, *Phys. Rev. B* **32**, 4565 (1985).
 [36] The proof is similar for NCOP; details will appear elsewhere.
 [37] C.K. Chan, F. Perrot, and D. Beysens, *Phys. Rev. A* **43**, 1826 (1991); K. Migler, C. Liu, and D.J. Pine, *Macromolecules* **29**, 1422 (1996); F. Corberi, G. Gonnella, and A. Lamura, *Phys. Rev. E* **61**, 6621 (2000).
 [38] T. Ohta, H. Nozaki, and M. Doi, *Phys. Lett. A* **145**, 304 (1990); *J. Chem. Phys.* **93**, 2664 (1990).
 [39] F. Corberi, G. Gonnella, and A. Lamura, *Phys. Rev. Lett.* **83**, 4057 (1999).
 [40] A.H. Krall, J.V. Sengers, and K. Hamano, *Phys. Rev. Lett.* **69**, 1963 (1992).
 [41] A. Onuki, *Phys. Rev. A* **35**, 5149 (1987).
 [42] F. Corberi and U. Marini Bettolo Marconi, *Europhys. Lett.* **30**, 349 (1995).
 [43] A. Coniglio and M. Zannetti, *Europhys. Lett.* **10**, 575 (1989).
 [44] See, e.g., G. Mazenko, in *Formation and Interaction of Topological Defects*, edited by A.C. Davis and R. Brandenberger (Plenum, New York, 1995).